




<How to load paper for the SRP-S300II model>



<English>
As shown in the illustration on the left,
load the paper with the print side facing up.



<Spanish>
Como se muestra en la ilustración de la izquierda,
argue el papel con la cara de impresión hacia arriba.



<French>
Comme le montre l'illustration ci-contre,
chargez le papier avec la face à imprimer vers le haut.